



**SIMPLE. FLEXIBLE.  
CAPABLE.**

**RTS CONNECT** with  
Responsive Torque Control

# RTS

RESPONSIVE  
TIGHTENING SYSTEM

CORDLESS PRECISION FASTENING SYSTEMS





# RTS RESPONSIVE TIGHTENING SYSTEM



Transform assembly lines with the RTS Connect, where responsive action meets torque control. Infused with Ingersoll Rand® proprietary torque control algorithm, this system is a game changer for reliable tightening. Experience effortless operations with its user-friendly interface, 40 distinct torque levels, 7 flush levels and dual speed non-contact trigger, and a 360° status beam LED ring light.

The **RTS Connect** features reactionless performance, combined with robust wireless connectivity and programmable settings, making it the tool of choice for those who demand perfection at every turn. Ready when you are, the RTS Connect doesn't just perform — it impresses.

## Simple

- Multi-function color LCD display for quick setup
- Multi-color 360° status beam LED ring light
- 3 programming methods:
  - Basic setup via tool display
  - Advance setup via INSIGHT™ Connect controllers or mobile app
  - Expert setup via INSIGHTqcx™ MTC Controller

## Flexible

- 8 programming configurations
- Compatible with Ingersoll Rand® IQV20™ battery platform and charger
- 4 ways to communicate with INSIGHTqcx™ controller or mobile app:
  - 802.15.4 IEEE
  - 2.4 & 5 GHz Wi-Fi
  - Bluetooth®
  - USB-C

## Capable

- Proprietary Ingersoll Rand® torque control algorithms
- 40 torque levels
- 7 flush levels to work on multiple joint type
- Wirelessly connect up to 16 RTS tools to the INSIGHTqcx™ MTC controller



## Ergonomics

- Eliminates torque reaction
- Best-in-class tool balance and ergonomic grip design
- Lightweight design significantly reduces operator fatigue



### EASY TO USE

- Quick programming and setup
- Ergonomic design
- Full-color LCD display for quick interpretation



### QUICKLY ADAPT TO CHANGES

- Programmable for standalone or connected operations
- Multiple programming options for advanced setup features
- Multi-Pset programming reduces tooling investment



### MEET COMPLEX CUSTOMER NEEDS

- Reactionless performance improves operator ergonomics
- Durable, built-to-last designs
- Multi-tool connection reduces hardware footprint
- Advanced programming options to reduce rework

## RTS RESPONSIVE TIGHTENING SYSTEM

RTS continuously monitors the state of the discrete-energy pulses through sensors in the tool along with motor-current feedback. RTS processes the feedback signals and applies Ingersoll Rand® proprietary torque control algorithms to determine when the fastener has become snug based on mechanism operating frequency and other factors.

## ICON IDENTIFIERS Compatibility Reference



USB



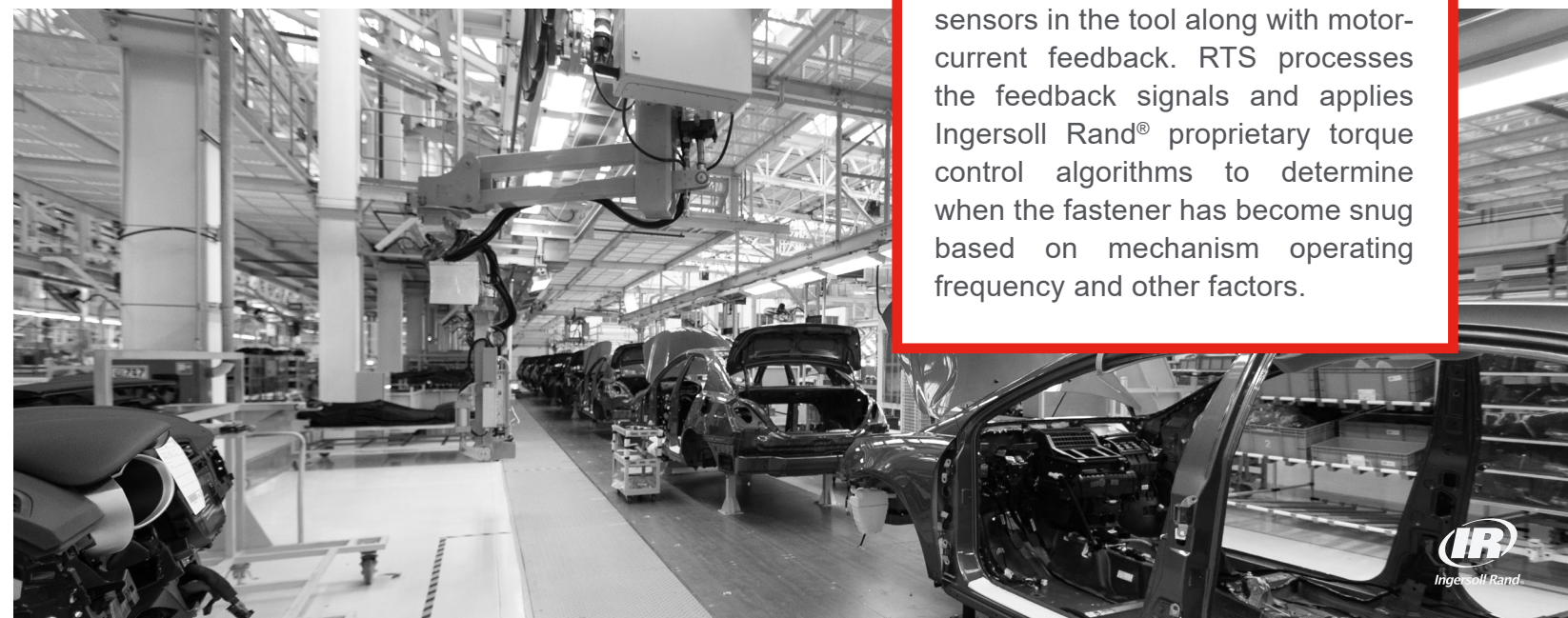
Insight Connect app



Wireless



Bluetooth®





# RTS CONNECT FEATURES

**Configurable LED ring light:**  
**Red**- NOK tightening  
**Green**- OK tightening  
**White**- task light

Responsive to **40 torque levels** and **7 flush modes**

**Color LCD display** and buttons for quick setup and feedback

**Brushless DC motor**

**Programmable advanced settings:**  
 • Soft start  
 • Rehit detection  
 • Cross-thread prevention


**Ergonomic anvils** reduce socket vibrations

Mechanisms tuned to support **torque 8-225 Nm**

**Dual-speed, non-contact trigger** designed for 1M+ cycles

Program **8 Psets** and store up to **1,200 results**

**Ingersoll Rand® IQV20™** Series battery and charger platform

Wirelessly connectivity to **INSIGHT™** Controller and app  
 **802.15.4**



# FEATURE MATRIX

## BASIC SETTINGS

## ADVANCED SETTINGS

## EXPERT SETTINGS

## GENERAL SETTINGS



- 8 Psets
- 40 torque levels
- 7 flush levels
- Tightening direction
- Gang count
- Factory reset



- Soft start
- Flush detection delay
- Rehit detection and prevention
- Reverse disable
- Cross-thread reduction



- Job setup
- Job interlocks
- Accessories
- Out-of-range disable
- MES comm.
- Fieldbus comm.



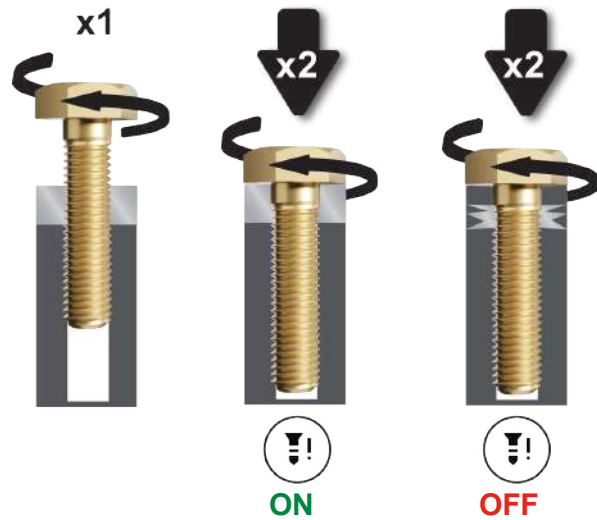
- Tool passcode
- Keypad lock
- Headlight brightness
- Keep alive
- Buzzer setup



# RTS ADVANCED FEATURES

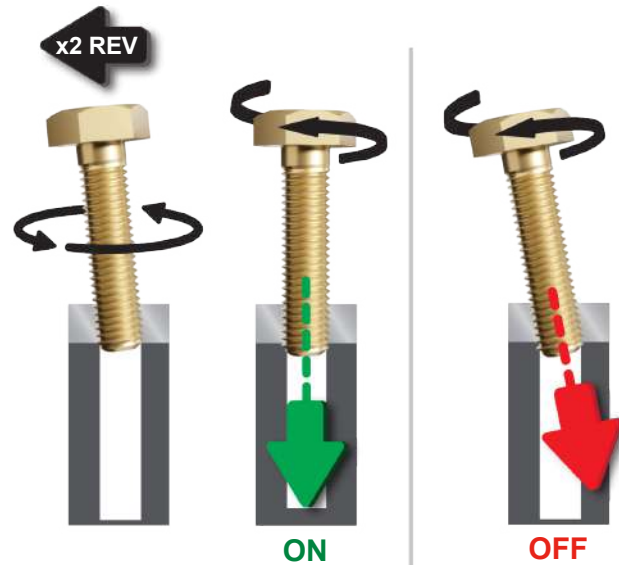
**Rehit Detection Mode:** When the tool detects a high load on a fastener at startup, Rehit Detection Mode immediately shuts off the tool off displays a cycle-fail indicator, alerting the operator that a fastener was previously tightened or has been cross-threaded.

**Benefit:** During a common fastening, there is a period of rundown during which the fastener encounters very little resistance. If high resistance is encountered at this stage, the fastener may have been tightened already, or the fastener has been cross-threaded. With Rehit Detection Mode enabled, the tool shuts down when it senses high resistance and will alert the operator that the fastener needs attention.



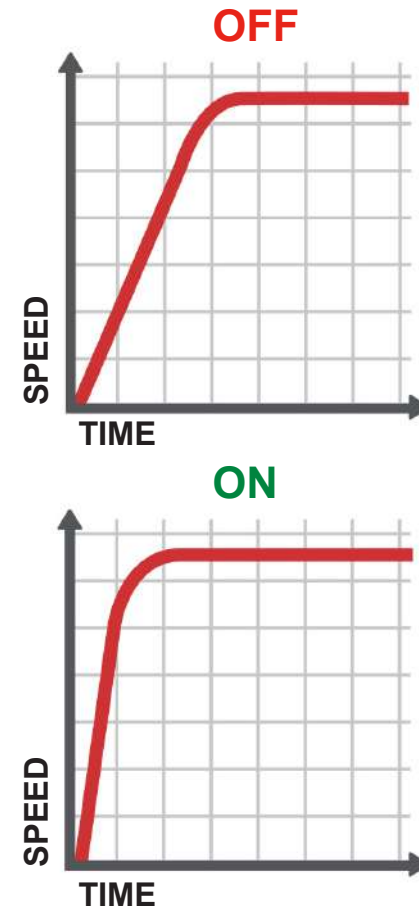
**Cross-Thread Reduction:** The RTS Connect turns two revolutions in the loosening direction prior to tightening a fastener to ensure better thread alignment.

**Benefit:** Running a fastener in the loosening direction before tightening can help reduce the risk of cross-threading by piloting the first threads in the joint and giving the operator the ability to take control over thread alignment.



**Soft-Start:** The tool speed gradually ramps up at the beginning of a cycle.

**Benefit:** A gradual speed increase during soft start gives the operator more control as they get the fasteners started.



**Flush Detection Delay:** The tool delays flush detection at the beginning of a cycle for a specified period of time.

**Benefit:** If there are loads on a fastener before it's fully seated, the flush detection algorithm may enable prematurely. When it is known that flush detection is not to occur until after a specific period of time, setting the Flush Detection Delay to that time will disable flush detection until the time has elapsed.

**Rehit Prevention:** The tool trigger is disabled for a specified period of time following the completion of each tightening.

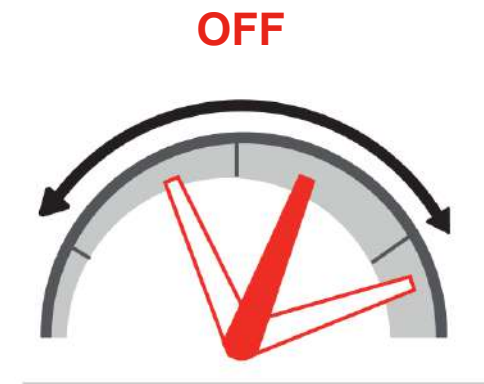
**Benefit:** During the rapid tightening of a series of fasteners, operator-error may occur, such as failure to advance to the next fastener or tighten the same fastener twice. When expected fastening time is known, Rehit Prevention Mode can help prevent a rehit mistake.

**One Speed:** The tool operates at full-speed only.

**Benefit:** Operators can maximize repeatability when fasteners are tightened the same way every time. One Speed provides assurance that the tool only operates at full speed, eliminating speed variation when teasing the trigger.

**Reverse Disable:** The tool only operates in the tightening direction.

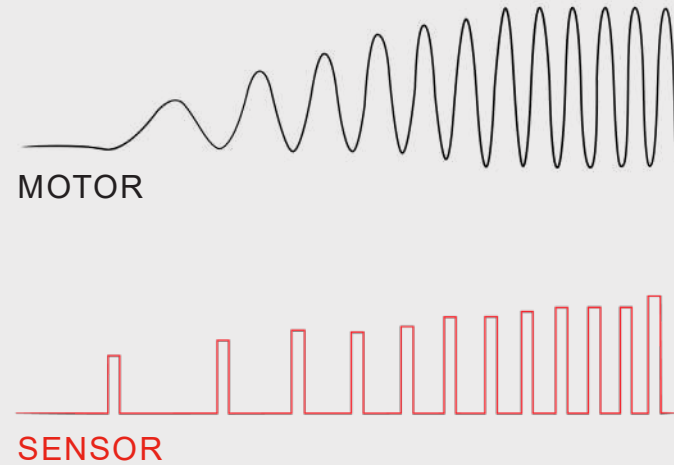
**Benefit:** Maintain control in production when operators are only required to install fasteners. When Reverse Disable is on, the tool will only operate in the tightening direction. Therefore, the tool cannot be used for fastener removal or for rework.





RTS Connect features shutoff modes with programmable settings for flush level detection and torque level. In these modes, the tool runs down a fastener freely and senses when the flush point has been reached based on the Flush Level setting. Then, the tool delivers pulses of torque to the fastener based on the Torque Level setting and automatically shuts off.

The proprietary algorithms of RTS Connect receive amplitude and frequency inputs from the on-board sensor and motor at a rate of 10,000 samples per second. These inputs facilitate accurate tracking of the state of the discrete-energy mechanism and parameter calculations for flush detection and tightening.



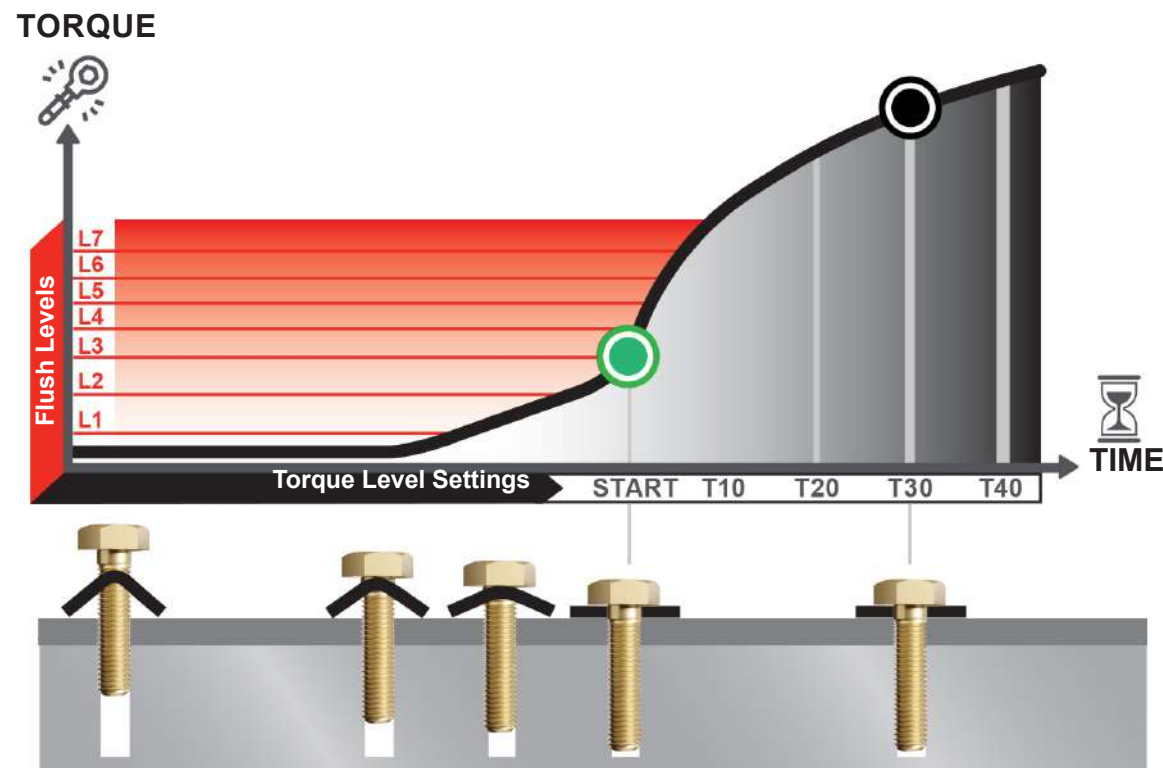
**Torque Level Setting (T1 – T40):** The setting is the duration after flush point detection when the tool delivers pulses of torque to the fastener before automatically shutting off. With 40 settings, the delivered torque may be best aligned with the actual torque requirement.

**Example Shown:**  
Flush Level Setting L3

● Flush Point Detection

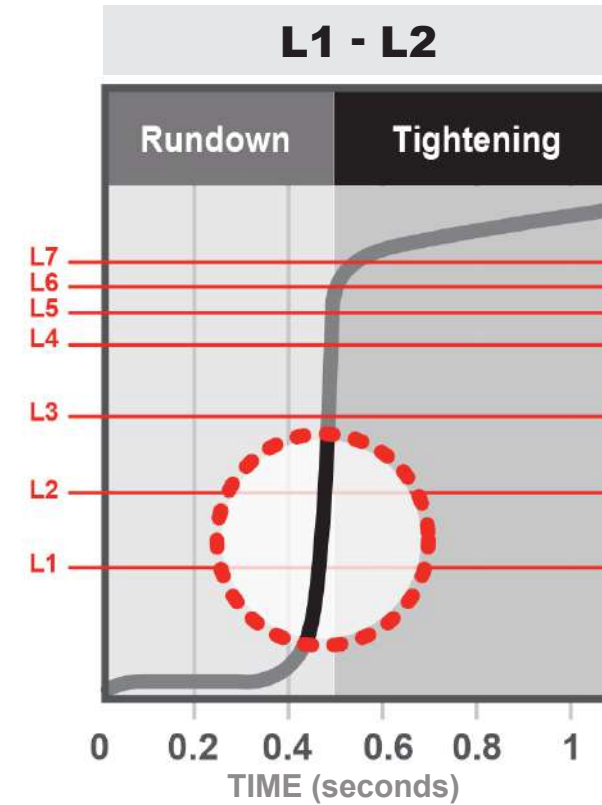
Torque Level Setting

● Auto Shut-Off

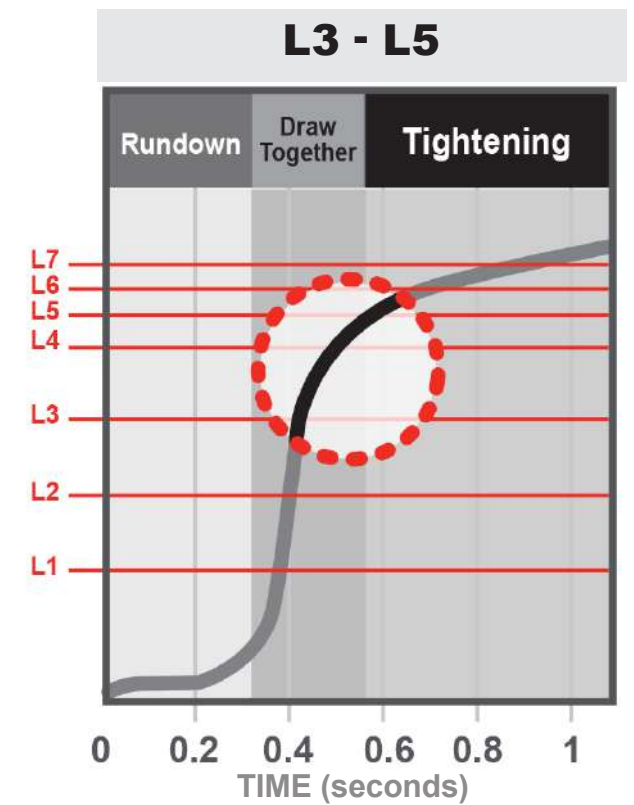


**Flush Level Setting (L1 – L7):** This setting determines the required level of sensitivity that indicates the flush point has been reached. With 7 available options, the tool can determine the flush point that best aligns with actual joint behavior.

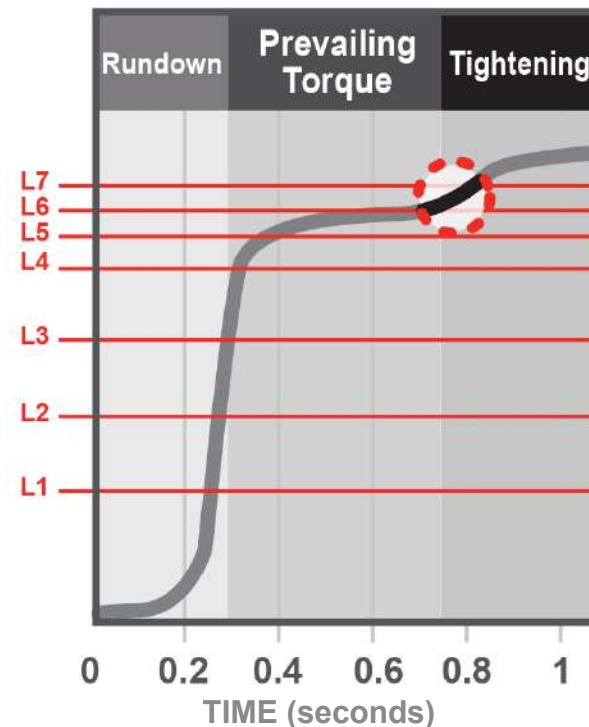
## FLUSH LEVEL SETTINGS



The **highest sensitivity** and least discriminating to reach. Best for hard joints and joints that reach the snug point immediately following rundown completion.



A **medium sensitivity** setting that's best for softer joints and joints that involve drawing parts together.



### L6 - L7

The **lowest sensitivity** setting, L6 and L7, are the most discriminating to reach. They are best for joints that must overcome high prevailing torque before reaching the snug point.



# CONTROLLER FEATURES

Integrated wall mount

Configure up to 256 jobs & 32 Psets per tool\*

SSD card

Whiteboard & QR code

Integrated carrying handle

Holds 500,000 results and trace records

7" full-color touch screen

**System Indicators**

- Factory connection
- Wireless connection
- Link status
- Fault detected

Ethernet ports 10/100/1000

4 USB 2.0 ports

Fieldbus card slot

- Ethernet IP
- Profinet

**SIMPLE**

**FLEXIBLE**

**CAPABLE**

\*Depending on tool type

# INSIGHT™ CONNECT APP

The **INSIGHT™ Connect app** helps you stay productive, mobile, and in control of your fastening processes.

When you use the INSIGHT™ Connect app, you can program any Ingersoll Rand® RTS Connect Series or QX Connect Series™ via smartphone or tablet. This eliminates the need for additional technical training, special software, or plant network permissions. Operators can use the app to quickly program basic or advanced tightening parameters.

Once installed, the INSIGHT™ Connect app can operate offline, making it functional in large facilities or other locations, where Internet connectivity may be unreliable, increasing uptime and maximizing ease of use. The INSIGHT™ Connect app is the perfect companion to the RTS Connect and QX Connect Series™ tools, connecting to each tool wirelessly via Bluetooth®.



Download on the App Store

GET IT ON Google Play

Bluetooth icon



# INSIGHTqcx™ CONTROLLER

# COMMUNICATION & CONNECTIVITY

## BY THE NUMBERS

### SOFTWARE



**256**  
JOBS



**32**  
PSETS

*\* Depends on tool type*



**obs**



Web-Based  
Programming

**Not Required**

- PC Software
- PC License

- ✓ Logic rules for JOB sequencing
- ✓ Barcode function: USB, Serial, Ethernet
- ✓ Manual barcode entry option
- ✓ Quick programming mode
- ✓ Advanced programming mode
- ✓ Unrestricted programming from controller or remote
- ✓ Embedded, context-specific help
- ✓ Email statistics alarms direct from controller
- ✓ Multi-language support
- ✓ Onboard tool diagnostics
- ✓ Trace transfer over open protocol for transducerized tools

### ONBOARD DATA STORAGE

- ✓ Removable SSD card stores ALL settings and data
- ✓ Complete controller settings and data recovery through SSD swap
- ✓ Full USB backup and restore function

**500k**

- Audit Logs
- System Logs
- Event Logs
- Tightening Results

### CONNECTIVITY

**2**  
Fieldbus  
Options

Ethernet IP, ProfiNet

**7**  
MES Protocol  
Options

Open Protocol, Ford Open Protocol, ToolsNet, Toyota PokeYoke, VW XML, IR Ethernet EOR, & Nissan Serial EOR

### HARDWARE



**60**sec  
Boot  
Time



**2**  
Tool Families  
RTS and QCX



**4**  
USB  
2.0 Ports



**7"**  
Full-color  
Touch Screen



**2**  
Ethernet Ports  
10/100, 10/100/1K

## Choose between multiple user-friendly communication options for easy integration.

All models are equipped with 5 communication options:

- 2.4 GHz Wi-Fi
- 5 GHz Wi-Fi
- 802.15.4 Radio
- Bluetooth®
- USB-C



The RTS Connect seamlessly integrates with the INSIGHTqcx™ Controller and the INSIGHT™ Connect mobile app through a variety of communication options. The tools easily adapt to changing customer requirements with multiple communication.

## Connectivity • Complete Control • Confidently Secure

- Connect up to 16 RTS tools to controller
- Security authentication
- Dual-band communication
- Extended coverage on mesh networks





# RTS CONNECT ACCESSORIES

Unlock even more flexibility and ease of use with a wide range of accessories that meet your specific application needs. RTS Series Precision Fastening Systems are compatible with a variety of plug-and-play accessories that maximize your manufacturing line's productivity.

## ACCESSORIES FOR ANY APPLICATION

- Battery chargers and packs
- Suspension bales
- Tool display protectors
- Spring balancers
- Socket selector trays
- Boots



# TECHNICAL SPECIFICATIONS

## RTS MODELS

Model	Drive	Retainer Type	Fastener Size	Torque Range (Nm)	Torque Range (in-lbs)	Weight w/o Battery lb (kg)	Length w/o Socket in (mm)	Side to Center Distance in (mm)
RTS025PQ4	1/4" Hex	Quick-Change	M6-M8	8-25	70-220	2.3 (1.05)	6.1 (155)	1.2 (30.5)
RTS060PS6	3/8" Square	Pin Detent	M8-M10	12-60	105-530	2.4 (1.07)	6.4 (163)	1.2 (30.5)
RTS060PH6	3/8" Square	Hog Ring/Thru Hole	M8-M10	12-60	105-530	2.4 (1.07)	6.5 (164)	1.2 (30.5)
RTS060PS8	1/2" Square	Pin Detent	M8-M10	12-60	105-530	2.4 (1.09)	6.7 (169)	1.2 (30.5)
RTS060PH8	1/2" Square	Hog Ring/Thru Hole	M8-M10	12-60	105-530	2.4 (1.09)	6.7 (170)	1.2 (30.5)
RTS140PS8	1/2" Square	Pin Detent	M10-M14	30-140	265-1240	2.4 (1.1)	6.7 (169)	1.2 (30.5)
RTS140PH8	1/2" Square	Hog Ring/Thru Hole	M10-M14	30-140	265-1240	2.4 (1.1)	6.7 (170)	1.2 (30.5)
RTS225PS8	1/2" Square	Pin Detent	M12-M18	60-225	530-2000	2.5 (1.12)	6.7 (169)	1.2 (30.5)
RTS225PH8	1/2" Square	Hog Ring/Thru Hole	M12-M18	60-225	530-2000	2.5 (1.12)	6.7 (170)	1.2 (30.5)

## RTS KITS

Model	Kits
RTS025PQ4-K2	RTS 25Nm 1/4" Quick Change, 2.5Ah Battery Kit
RTS060PS6-K2	RTS 60Nm 3/8" Pin Retainer, 2.5Ah Battery Kit
RTS060PH6-K2	RTS 60Nm 3/8" Hog Ring/Thru Hole, 2.5Ah Battery Kit
RTS060PS8-K2	RTS 60Nm 1/2" Pin Retainer, 2.5Ah Battery Kit
RTS060PH8-K2	RTS 60Nm 1/2" Hog Ring/Thru Hole, 2.5Ah Battery Kit
RTS140PS8-K2	RTS 140Nm 1/2" Pin Retainer, 2.5Ah Battery Kit
RTS140PH8-K2	RTS 140Nm 1/2" Hog Ring/Thru Hole, 2.5Ah Battery Kit
RTS225PS8-K2	RTS 225Nm 1/2" Pin Retainer, 5.0Ah Battery Kit
RTS225PH8-K2	RTS 225Nm 1/2" Hog Ring/Thru Hole, 5.0Ah Battery Kit

All kits come with; 1 tool, 2 batteries and 1 charger

## MTC LICENSE

Model	Description
MTC-SW-BS-1	MTC Activation, 1 Tool Add-on
MTC-SW-BS-2	MTC Activation, 2 Tools Add-on
MTC-SW-BS-4	MTC Activation, 4 Tools Add-on
MTC-SW-BS-6	MTC Activation, 6 Tools Add-on
MTC-SW-BS-9	MTC Activation, 9 Tools Add-on
MTC-SW-BS-15	MTC Activation, 15 Tools Add-on



IQV20™ Series 20V, 5.0Ah - Lithium-Ion Battery BL2022



IQV20™ Series 20V Battery Charger BC1121



IQV20™ Series Li-Ion Dual Bay Charger BC1221




IQV20™ Series 20V, 2.5Ah - Lithium-Ion Battery BL2012



Boot TP-RTS-BOOT-RD



Socket Selector Tray



Suspension Bale 48382147 (VP1-365)



Spring Balancer



Tool Display Protector TP-RTS-144





# RTS RESPONSIVE TIGHTENING SYSTEM



Learn more at [www.ingersollrand.com](http://www.ingersollrand.com)



Ingersoll Rand (NYSE:IR), driven by an entrepreneurial spirit and ownership mindset, is dedicated to helping make life better for our employees, customers and communities. Customers lean on us for our technology-driven excellence in mission-critical flow creation and industrial solutions across 40+ respected brands where our products and services excel in the most complex and harsh conditions. Our employees develop customers for life through their daily commitment to expertise, productivity and efficiency.