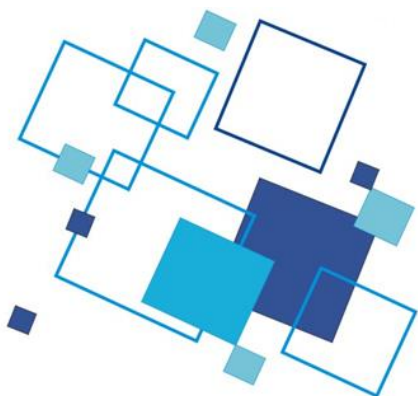
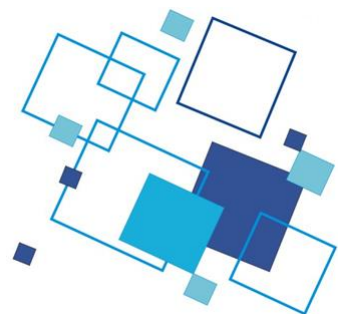
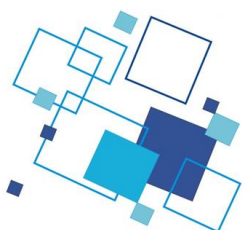


## ANEMOMETER CSV-5A



Catalogue card



## DESCRIPTION

Anemometer CSV-5A is a stationary device for measuring the speed and determine the direction of air flow. Measuring element is thermal converter. Additionally the device also measures the temperature and humidity. CSV-5A is intended for use in underground coal mines. It can also be used in industrial plants, where it is necessary to control air flow.

Anemometer cooperates with telemetric central station type CST-40(A) and CST-40C directly by the supply-transmission line or through analogue station CSA-1 or CSA-2. It may also cooperate with other devices provided that the parameters of terminal of the feeder-measurement line are compatible. The sensor requires a constant power supply from cooperating device.

In cooperation with analogue control unit the measuring signals in the range from 0,4V to 2V are served on the analog sensor output. It can also work with analog control unit in the serial digital transmission mode, which allows you to send to the central station type CST-40(A), CST-40C the measuring value with higher accuracy, send diagnostic information and device's serial number.

Anemometer CSV-5A has two-stage output which act as switching off device UW. Thus it can become a protection element of energy cutoff, signal cutoff or control other electrical devices. It can cooperate through a connection cable with the calibrator type KR-2.

## TECHNICAL SPECIFICATIONS

<b>Anemometer CSV-5A</b>	
<b>Interface type CST-40(A), CST-40C:</b>	
Power supply	from 27 mA to 40mA
Transmission mode	Digital, two-way
Max. length of a supply-transmission line	10 km
<b>Interface type CSA:</b>	
Power supply	From 8 to 14,5 VDC
Max. power intake	5 mA
Transmission mode	0,4 ÷ 2 V, or digital, one-way
Max. length of the line	2 km
<b>Flow measurement:</b>	
Measurement range	± (0,01 ÷ 10,00) m/s
Measurement error	± (2% of readings + 0,1m/s)
Resolution	0,01 m/s
Response time	≤ 2s
Measurement method	continuous
Working position	parallel to the direction of air flow
Working temperature range	from -10 °C to + 50 °C
Relative humidity range	from 0% to 95% without condensation
Switch-off circuit UW	1, type: contact with diode in series
External dimensions (without connectors and hanger)	161 x 113 x 78 mm
Weight	1,3 kg
Casing internal protection	IP 54

## EXPLOSION-PROOF MARK



I M1 Ex ia I Ma, II 2G Ex ia IIB T4 Gb

EU-TYPE EXAMINATION CERTIFICATE: JSHP 19 ATEX 0040